






HEALTH SYSTEMS TRACER INDICATORS FOR WOMEN'S AND CHILDREN'S HEALTH IN KENYA

		PRE – 2000	2001 – 2005	2006 – 2010	POST – 2010
  COSTED NATIONAL PLANS [adopted / costed]	Reproductive Health	✓ \$	✓ \$	✓ \$	✓ \$
	Maternal Health	✓ \$	✓ \$	✓ \$	✓ \$
	Newborn Health	✓ \$	✓ \$	✓ \$	✓ \$
	Child Health	✓ \$	✓ \$	✓ \$	✓ \$
  LIFE SAVING COMMODITIES IN ESSENTIAL MEDICINE LIST	Reproductive Health Commodities [x of 3]	0/3	0/3	0/3	3/3
	Maternal Health Commodities [x of 3]	1/3	1/3	1/3	3/3
	Newborn Health Commodities [x of 4]	1/4	1/4	4/4	4/4
	Child Health Commodities [x of 3]	2/3	2/3	2/3	3/3
 SKILLED HEALTH PROFESSIONALS	Density of Skilled Health Professionals [per 10,000 population]		2.0	1.6	1.1
	NATIONAL AVAILABILITY OF EmOC* SERVICES * Emergency Obstetric Care		54%		

- Policy not adopted; no. of health professionals does not meet any benchmarks (below 22.8 per 10,000 population); national availability of EmOC facilities is below 50% of the recommended minimum
- Policy partially adopted; no. of health professionals meets some benchmarks (between 22.8 - 41.0 per 10,000 population); national availability of EmOC facilities is between 50% and 99.9% of the recommended minimum
- Policy adopted; no. of health professionals meets all benchmarks (at least 41.1 per 10,000 population); national availability of EmOC facilities meets the recommended minimum
- Data not available