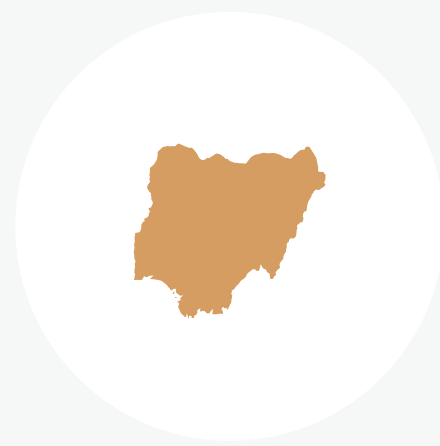


CARMMA COUNTRY SCORECARD

Federal Republic of Nigeria




The Campaign on Accelerated Reduction of Maternal, Newborn and Child Mortality in Africa (CARMMA) is an initiative by the African Union Commission to address the challenges of maternal, newborn and child mortality in African countries.

NEONATAL MORTALITY RATE



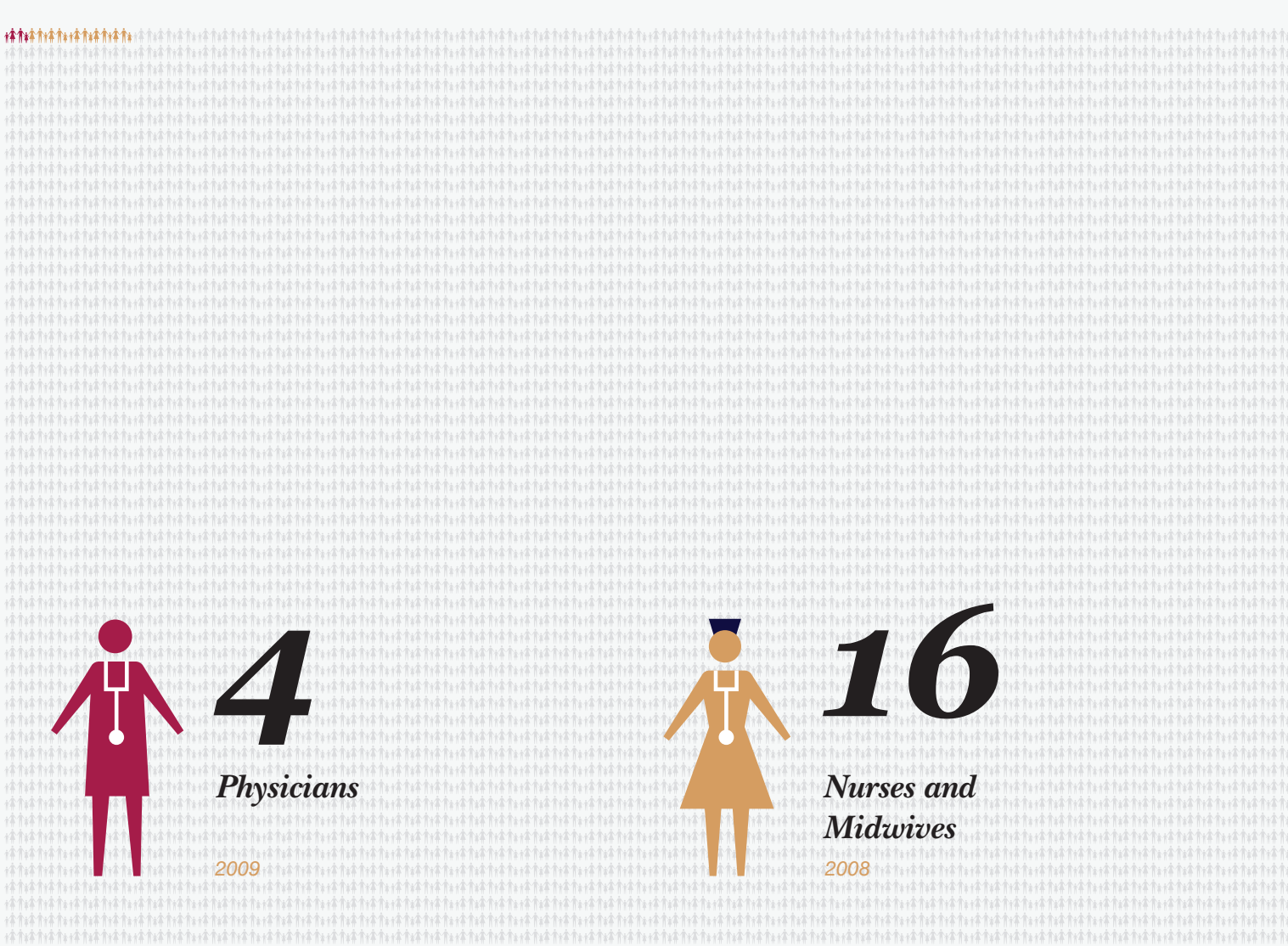
MATERNAL MORTALITY RATIO



PROPORTION OF BIRTHS ATTENDED BY SKILLED HEALTH PERSONNEL

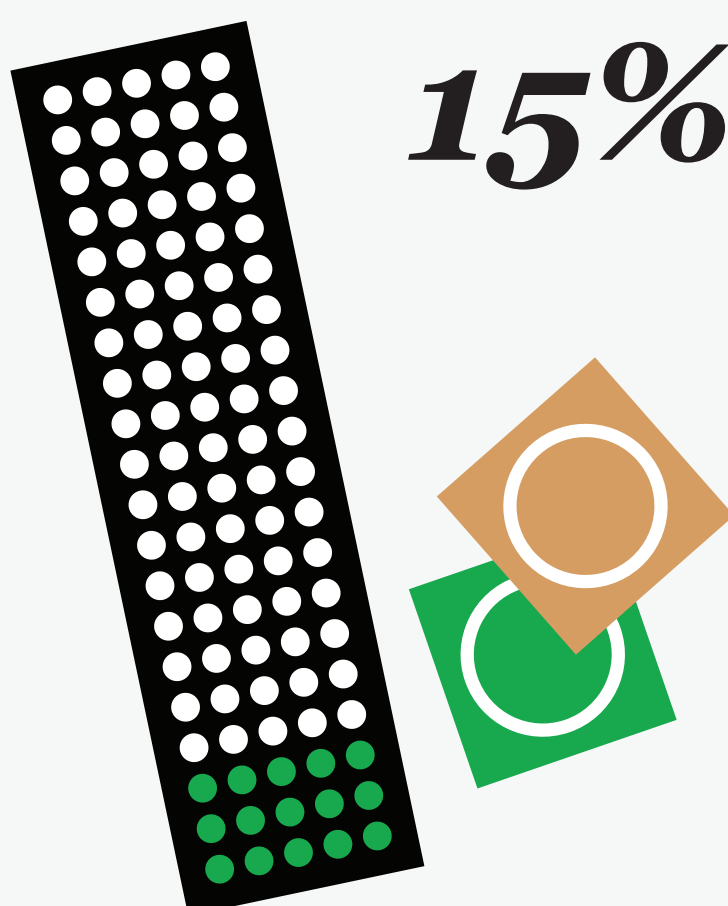


NUMBER OF HEALTH WORKERS PER 10,000 POPULATION



CONTRACEPTIVE PREVALENCE RATE

2013



ANTENATAL CARE COVERAGE

2011

2011



UNMET NEED FOR FAMILY PLANNING

2011



GENERAL GOVERNMENT EXPENDITURE ON HEALTH AS A PERCENTAGE OF TOTAL GOVERNMENT EXPENDITURE

2012



NOTES

Neonatal Mortality Rate
Probability of dying during the first 28 completed days of life, expressed per 1,000 live births. SOURCE UN Inter-agency Group for Child Mortality Estimation www.childmortality.org, last update 16 September 2014, accessed on 15/10/2014.

Maternal Mortality Ratio
Ratio of the number of maternal deaths during a given time period per 100,000 live births during the same time-period. A maternal death refers to a female death from any cause related to or aggravated by pregnancy or its management (excluding accidental or incidental causes) during pregnancy and childbirth or within 42 days of termination of pregnancy, irrespective of the duration and site of the pregnancy. SOURCE UN Maternal Mortality Estimation Inter-agency Group estimates in WHO Global Health Observatory Data Repository, <http://apps.who.int/gho/data/node.main.15>, last update May 2014, accessed 01/10/2014.

Proportion of births attended by skilled health personnel (%)
Percentage of births attended by skilled health personnel (doctors, nurses or midwives). SOURCE Millennium Development Goals Indicators <http://mdgs.un.org/unsd/mdg/Data.aspx>, last update 7 July 2014, accessed 29/09/2014.

Number of health workers per 10,000 population
Proportion of physicians, nurses and midwives who are available per 10,000. SOURCE WHO Global Health Observatory Data Repository <http://apps.who.int/gho/data/node.main.A1444?lang=en&showonly=HWF>, last update 3 March 2014, accessed 27/10/2014.

Antenatal care coverage (%)
Percentage of women (aged 15–49) attended at least once during pregnancy by skilled health. SOURCE Millennium Development Goals Indicators <http://mdgs.un.org/unsd/mdg/Data.aspx>, last update 7 July 2014, accessed 15/10/2014.

Contraceptive Prevalence Rate (%)
Percentage of women of reproductive age (aged 15–49) who are married or in a consensual union currently using any methods of contraception. SOURCE Millennium Development Goals Indicators <http://mdgs.un.org/unsd/mdg/Data.aspx>, last update 7 July 2014, accessed on 15/10/2014.

Unmet need for Family Planning (%)
Percentage of women of reproductive age (aged 15–49) who are married, in a union or sexually active but are not using any method of contraception (either traditional or modern), and report not wanting any/more children or wanting to delay the birth of their next child for at least 2 years. SOURCE Millennium Development Goals Indicators <http://mdgs.un.org/unsd/mdg/Data.aspx>, last update 7 July 2014, accessed on 15/10/2014.

General government expenditure on health as a % of general government expenditure (including external assistance)
General government expenditure on health as a % of total government expenditure includes AID flows from bilateral and multilateral agencies. SOURCE WHO Global Health Observatory Database <http://apps.who.int/nha/database>, last update 13 October 2014, accessed 14/10/2014.



www.carmma.org

CAMPAIGN ON ACCELERATED REDUCTION OF MATERNAL, NEWBORN AND CHILD MORTALITY IN AFRICA