

We ask that the Lagos State Ministry of Health:

- ✓ Increase the number of PHCs with Trained providers for Adolescent Reproductive Health
- ✓ Increase the number of health workers from Comprehensive PHCs trained as FP providers
- ✓ Train the LGA Logistics Management Coordination Unit (LMCU) members on Contraceptive Logistics Management System (CLMS)
- ✓ Release in a timely manner, allocated budget for FP at all levels
- ✓ Add a separate line to the routine monitoring checklist for regular tracking of the facilities that have FP information materials

Reference sheet explaining these indicators can be accessed at:

http://mamaye.org/sites/default/files/docs/lagos_family_scorecard_reference_sheet.pdf

<https://health.lagosstate.gov.ng>

Produced by E4A-MamaYe



@MamaYeNigeria



MamaYeNigeria

mamaye.org.ng




FAMILY PLANNING SCORECARD

LAGOS STATE, NIGERIA

June 2018



	INDICATORS	SCORE
1	% of health facilities with comprehensive FP information materials (focused on side effects, return to fertility and time to start use of contraception)	22%
2*	% of Local Government Areas (LGAs) with dedicated space for adolescent and youth friendly services	25%
3	% of Primary Health Centres with trained providers for adolescent and youth friendly services	2%
4	% of health workers from Comprehensive Primary Health Centres ever trained as FP service providers	21%
5	% of health workers from secondary facilities ever trained as FP service providers	2%
6	% of health workers from private health facilities ever trained as FP providers	9%
7	% of Post Pregnancy Family Planning (Long Acting Reversible Contraception [LARC]) trainers who received training in Lagos State	30%
8	% of FP service providers who are trained on LARC in Lagos State as at December 2017	33%
9	% of LGA Logistics Management Coordination Unit (LMCU) members who have been trained on the Contraceptive Logistics Management System (CLMS)	0%
10	% of FP providers who trained on Contraceptive Logistics Management System (CLMS)	32%
11	The number of Women of Reproductive Age (WRA) or their partners using modern contraception compared to the number in 2012	8%
12	% of FP budget allocation expended quarterly as at March 2018	0%

 **75% - 100%** Good progress
  **50% - 74%** Some progress
  **<50%** Insufficient progress

15 - 20

7 - 15

0 - 6

* This is the coding grade for indicator 2